


Use the shapes to trace onto cardstock and make pattens.

Trace the top and bottom pieces onto red paper. You will need a top and bottom for each child.

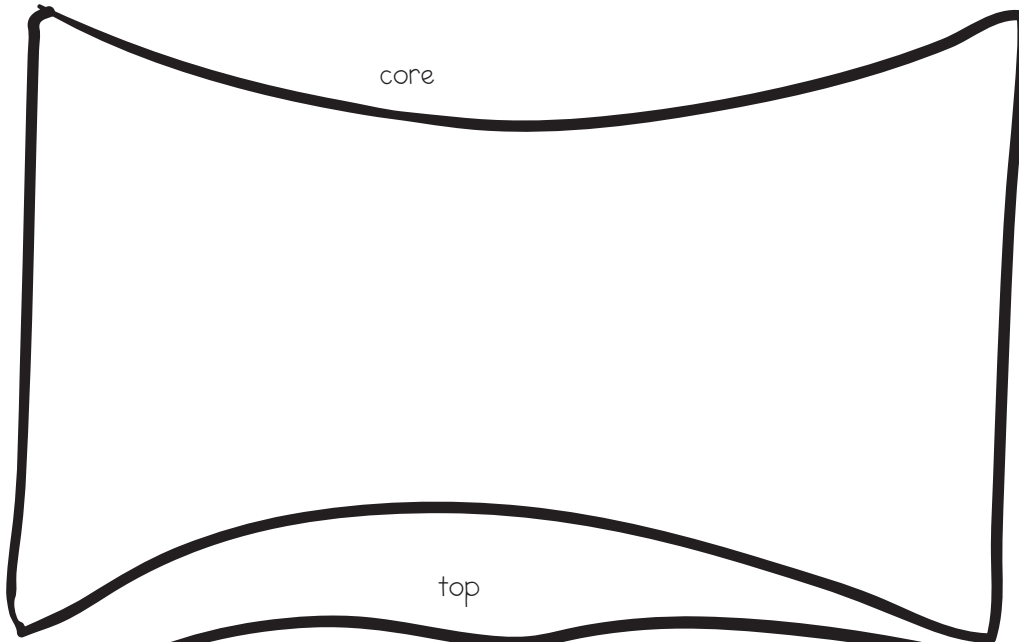
Trace the core onto white paper. You will need one core for each child.

Trace the stem onto brown paper and the leaf onto green paper. You will need one of each for each child.

If available, glue seeds in the middle of the core.



stem




core

top



leaf



bottom